













Women's Health Specialists



We are committed to making your visit today, and your future visits to our offices, as satisfying as possible. Please take a minute to answer these questions and provide us with your feedback.





Touch the screen to select your answers.





When you called to schedule today's appointment, were we able to give you an appointment as soon as you needed it?		Response Percent	Response Total
Yes		95.4%	5041
No		4.6%	245
Total # of respondents 5401 . Statistics based on 5286 respondents; 0 filtered; 115 skipped.			





Who did you see today?		Response Percent	Response Total
Margie Aleman-Martin, MD		18.4%	979
Siobhan Calhoun, MD		19.9%	1063
Scott Kramer, MD		11.3%	601
Elizabeth Kurkjian, MD		16.4%	874
Stacie Macdonald, MD		11%	589
Alison Slack, MD		15.5%	826
Raymond Young, MD		7.3%	390
Kathy Lyons, NP		0.2%	12
Total # of respondents 5401 . Statistics based on 5334 respondents; 0 filtered; 67 skipped.			





Did you see your doctor within 15 minutes of your appointment time?		Response Percent	Response Total
Yes		73.3%	3919
No		26.7%	1430
Total # of respondents 5401 . Statistics based on 5349 respondents; 0 filtered; 52 skipped.			











Was our office staff courteous and helpful?		Response Percent	Response Total
Yes		99.4%	5334
No		0.6%	31
Total # of respondents 5401 . Statistics based on 5365 respondents; 0 filtered; 36 skipped.			





Please rate your satisfaction with the way your doctor listened to you today.		Response Percent	Response Total
Very Unsatisfied		11%	588
Somewhat Unsatisfied		0.7%	38
Somewhat Satisfied		5.6%	299
Very Satisfied		82.8%	4444
Total # of respondents 5401 . Statistics based on 5369 respondents; 0 filtered; 32 skipped.			

Please rate your satisfaction with the doctor's knowledge of your medical history.		Response Percent	Response Total
Very Unsatisfied		8.2%	437
Somewhat Unsatisfied		0.7%	37
Somewhat Satisfied		8.6%	461
Very Satisfied		82.5%	4411
Total # of respondents 5401 . Statistics based on 5346 respondents; 0 filtered; 55 skipped.			

Please rate your satisfaction with how your doctor explained things to you today.		Response Percent	Response Total
Very Unsatisfied		8%	428
Somewhat Unsatisfied		0.5%	29
Somewhat Satisfied		4.7%	254
Very Satisfied		86.7%	4645
Total # of respondents 5401 . Statistics based on 5356 respondents; 0 filtered; 45 skipped.			

Please rate your satisfaction with the amount of time your doctor spent with you today.		Response Percent	Response Total
Very Unsatisfied		7.5%	403
Somewhat Unsatisfied		1.3%	68
Somewhat Satisfied		9.6%	512
Very Satisfied		81.6%	4371
Total # of respondents 5401. Statistics based on 5354 respondents; 0 filtered; 47 skipped.			

Please rate your overall satisfaction with today's visit on a scale of 1 to 10.		Response Percent	Response Total
1		0.2%	11
2		0.1%	3
3		0.1%	5
4		0.2%	10
5		0.7%	37
6		1.1%	61
7		3.7%	197
8		12.9%	689
9		27%	1447
10		54.1%	2900
Total # of respondents 5401. Statistics based on 5360 respondents; 0 filtered; 41 skipped.			

Would you recommend the doctor you saw today to family and friends?		Response Percent	Response Total
No, definitely not		0.1%	8
No, probably not		0.4%	22
Yes, probably		13.3%	712
Yes, definitely		86.2%	4625
Total # of respondents 5401. Statistics based on 5367 respondents; 0 filtered; 34 skipped.			

We welcome your other comments. Please type them in this box. You can also use this space to tell us about other services you would like us to provide.		Response Percent	Response Total
			748
Total # of respondents 5401. Statistics based on 748 respondents; 0 filtered; 4653 skipped.			